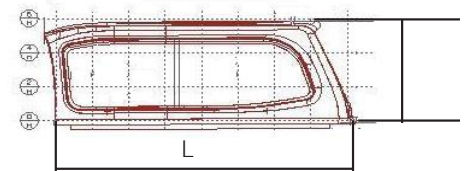
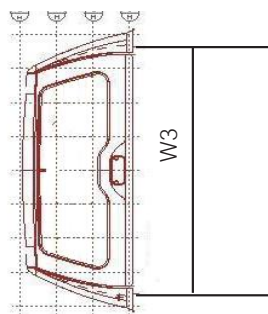
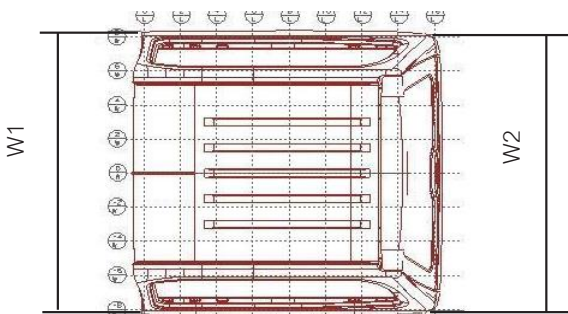




**STEEL
HARDTOPS**

**ISUZU D-MAX RT-50 2012+
SMM V4 EXECUTIVE**



PRODUCT

SMM V4 EXECUTIVE STEEL HARDTOP

MODEL

ISUZU D-MAX RT-50 2012+

WINDOW CONFIGURATION

DUAL LIFT UP WINDOW

TUB TYPE

DUAL CAB

Sammitr Motor Manufacturing PLC
39 Moo 12 Petchkasem Road, Om-noi,
Kratumban, Samuthsakorn 74130, Thailand
Phone: +66 819 014 601
Email: smm_canopies@sammitr.com

www.steelhardtop.eu



STEEL HARDTOPS

ISUZU D-MAX RT-50 2012+ SMM V4 EXECUTIVE

DIMENSIONS - STEEL HARDTOP

OVERALL LENGTH (L)	1598mm ± 5mm
EXTERNAL WIDTH (FRONT) (W1)	1691mm ± 5mm
EXTERNAL WIDTH (REAR) (W2)	1593mm ± 5mm
INTERNAL WIDTH (REAR) (W3)	1418mm± 5
OVERALL HEIGHT (W)	519mm ± 5mm
STEEL HARDTOP WEIGHT	80 kg
ROOF RAIL WEIGHT CAPACITY	100 kg - Standard Rails 150kg - Optional Rails

TUB DIMENSIONS

DIMENSION TUB (INTERNAL) - LENGTH	1485mm
DIMENSION TUB (INTERNAL) - WIDTH	1530mm
DIMENSION TUB (INTERNAL) - HEIGHT	465mm

STRUCTURE

EXTERNAL FRAME	GALVANNEALED STEEL Stamped 0.7-0.8 mm
INTERNAL FRAME	GALVANNEALED STEEL Stamped 0.7-0.8 mm
REINFORCEMENT SECTIONS	GALVANNEALED STEEL Stamped 0.7-1.2 mm

STANDARD ACCESSORIES: EXTERIOR

FRONT WINDOW - TYPE	Safety Glass TEMPERED with E-MARK and AS2
FRONT WINDOW - FEATURE	Non-Tinted Glass (GLASS SLIDE WINDOW)
FRONT WINDOW - THICKNESS	4.0 mm
SIDE WINDOW - TYPE	Safety Glass TEMPERED with E-MARK and AS2
SIDE WINDOW - FEATURE	TINTED GLASS 60% (GLASS DUAL LIFT WINDOW)
SIDE WINDOW - THICKNESS	4.0 mm
BACK DOOR GLASS - TYPE	Safety Glass TEMPERED with E-MARK and AS2
BACK DOOR GLASS - FEATURE	TINTED GLASS 60%
BACK DOOR GLASS - DEMISTER	12 VOLT DC , 15A
BACK DOOR GLASS - THICKNESS	4.0-5.0 mm

STANDARD ACCESSORIES: INTERIOR

HEAD LINING - (INTERNAL)	Linning with 8mm Foam
HEAD LINING	2 TONE Linning with Artificial Leather (VINYL)
HEAD LINING UPPER	Grey 0.5 mm Thickness.
HEAD LINING LOWER	Dark Grey 0.8 mm Thickness
ROOM LAMP & AUTO SWITCH	12 VOLT DC , 10 WATT
WINDOW LOCKS	Secure Twin Roatory Door Locks
REAR DOOR LOCK SYSTEM	2 Point Key and Vehicle wired Central Locking
REAR DOOR BRAKE LIGHT	LED E-Mark 12 VOLT DC , 2.2 WATT
GAS SPRING FOR BACK DOOR - OIL	HYDRULIC OIL SHELL CLAVUS G32
GAS SPRING FOR BACK DOOR - GAS	GAS NITROGEN

INSTALLATION KIT

MOUNTING CLAMP	ALUMINUM 4 POINT
WIRING ELECTRICAL HARNESS	UNIVERSAL FOR CENTRAL LOCKING / DEMISTER / BRAKE LIGHT
ROOF RAIL	ALUMINUM / EPOXY COATED

FEATURES / OPTIONS

DUAL LIFT TINTED WINDOWS	✓
REAR BRAKE LIGHT	✓
REAR DOOR CENTRAL LOCKING	✓
REAR SPOILER	✓
REAR WINDOW DEMISTER	✓
ROOF RAILS	✓
COLOUR CODED PAINT	✓
FULLY LINED INTERIOR	✓
AUTOMATIC INTERIOR LIGHT	✓

PAINT

EDP	"A" 40-50 µm
TOP COAT	COLOUR CODED "A" 95-115 µm